




HOW TO REACH THE AUSTRALIAN EMBASSY, VIENNA

Getting to the Icon Tower: I am coming by underground (U-bahn) line U1 or train arriving at platforms 1-2

1. Travel to the stop “Südtiroler Platz / Hauptbahnhof”
2. Follow the signs towards the trains, and then later for platforms 3-12 to the top of the escalators:




3. At the landing area at the top of the escalators, turn left into the Icon Tower:



4. Now follow the instructions below for “Accessing the Embassy”

Getting to the Icon Tower: I am coming by train arriving at platforms 3-12

1. Proceed to the landing area on ground floor (“0”):




2. Now follow the instructions below for “Accessing the Embassy”

Accessing the Embassy


1. Enter the Icon Tower via these doors:




2. Proceed to the reception desk to obtain a building pass:




3. With your building pass, proceed to the entrance to Tower 24; this is between the bank and the supermarket:



4. You will need to swipe your building pass to open the second door:



5. Swipe your building pass again at the turnstile:



6. Take the allocated lift to the 23rd floor; you do not have to press any buttons in the lift:



7. Ring the doorbell to be let into the Embassy.

Getting to the Icon Tower: I am coming by car via the Gertrude-Fröhlich-Sandner-Straße

1. Park in the Icon Tower garage. Use the lift to access ground floor and then follow the instructions under “Accessing the Embassy” from step 3 onward.

Getting to the Icon Tower: I am coming by car and have parked at the main train station

1. Use the lift to access ground floor (“0”) and then follow the instructions under “Getting to the Icon Tower: I am coming by train arriving at platforms 3-12”.